

Issue 12
2016



Falcon Trunking Systems Limited

CABLE MANAGEMENT SYSTEMS



Falcon Trunking Systems Limited

Welcome to the latest Falcon Trunking Cable Management Catalogue incorporating for the first time a range of **CAT 6 & CAT6A compliant perimeter systems** the latest additions to our expanding product range.

We have tried to make this catalogue as 'user friendly' as possible and our intention is that whilst providing an overview of our cable management range it remains supplemented by our website www.falcontrunking.co.uk keeping you fully updated with the latest product developments, together with further information you may find useful such as **Cable Capacity Guides, Installation Instructions & Company Statements** on developing and evolving subjects such as Reach.

Contact us on (01706) 372929 to discuss your requirements and our dedicated sales team will ensure that you are dealt with swiftly and will endeavour to answer any questions you may have. Trade customers, with accounts, can place their orders on line at sales@falcontrunking.co.uk or by faxing it through to **(01706) 371550**.

Additional copies of this catalogue can be downloaded in PDF version from our website, alternatively we can e-mail you an electronic copy or post you additional copies of this one.

HISTORY

Falcon Trunking began manufacturing in 1992 and still remains in the original family ownership, the company moved to its present location in 1994 and acquired the last remaining unit on the site in 2004. Today the company operates from a two acre site which facilitates all our operations from manufacture through to dispatch.



We remain as proud today as the day we started in being able to say 'Made in Britain'

POLICY

We aim to offer a '**one stop shop**' facility for your cable management requirements and the cornerstone of Falcon policy remains our complete commitment to customer satisfaction. As this is a critical element to 'what we are about' your comments and suggestions as to how we can improve even further would be welcomed.

QUALITY MANAGEMENT SYSTEMS

Falcon Trunking Systems have been independently assessed by the European Certification Group to the requirements of the internationally recognised BS EN ISO 9001:2008 standard – Quality Management Systems – Requirements.




ENVIRONMENTAL

At all times we remain acutely aware of the impact our operations have on the environment and consideration is given, where possible, to the incorporation of re-cycled materials within our products, however this does not mean we compromise on quality. Significant and on-going investment has been made in our in house recycling division which ensures that any re-cycled material incorporated within our products is not only generated using our own operations under our quality management system but only uses material derived from window based profiles. This enables a very high specification to be maintained through the re-cycling process.


















Those of our products that do not incorporate any re-cycled material remain in themselves re-cyclable. Please visit our dedicated website at

www.falconrecycling.co.uk to learn more about PVC-u recycling and our commitment to lowering our impact on the environment.





Contents

	Merlin Three Compartment Perimeter Systems 4 - 5
	Kestrel Compact Perimeter Systems 6
	Peregrine Data Systems (Category 6 & 6A Compliant) 7 - 8
  	Standard, Self Adhesive Mini Trunking, Accessories, Coloured & Specialised Finishes 9
	Surface Mounted Accessory Boxes & Adaptors 10
	Cable Trunking & Accessories 11
  	Power Poles, Cable Grip, Oval Conduit & Channelling 12
 	Round Conduit & Round Conduit Boxes 13
   	Round Conduit Accessories 14
Terms & Conditions..... 15	



Falcon Trunking Systems Limited

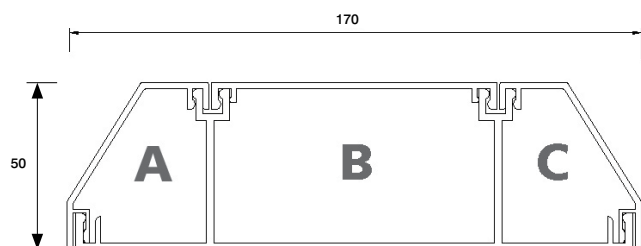
Tel 01706 372929 www.falcontrunking.co.uk





Merlin FDT1 Perimeter System

The solution to segregation and access of power, data and voice circuits at Dado level height



	Total Area	45% Space Factor Area
Compartment A	1322mm ²	594mm ²
Compartment B (25mm Accessory Box Installed)	1668mm ²	750mm ²
Compartment B (35mm Accessory Box Installed)	1140mm ²	513mm ²
Compartment B (Without Accessory Box)	3680mm ²	1656mm ²
Compartment C	1322mm ²	594mm ²



FDT1 PROFILE WITH MOUNTED ACCESSORIES
(PACK QTY: 1 X 3 METRE LENGTH - BASE & 3 COVERS)



Also available with contrasting lids to meet the requirements of Part M (DDA) - Please contact sales office for further details



Also available in woodgrain & metallic finishes - Please contact sales office for further details



INTERNAL ANGLE

REF	FDT/IA
PACK QTY	1




EXTERNAL ANGLE

REF	FDT/EA
PACK QTY	1



FLAT ANGLE

REF	FDT/FA
PACK QTY	1



FLAT TEE (Fabricated)

REF	FDT/FT
PACK QTY	1



EXTERNAL JOINT COVER (50mm)

REF	FDT/XSC
PACK QTY	1



EXTERNAL JOINT COVER

REF	FDT/SC
PACK QTY	5



STOP END

REF	FDT/SE
PACK QTY	5



CABLE RETAINER (Lower Compartment)

REF	FDT/CR
PACK QTY	5



CABLE RETAINER (Centre Compartment)

REF	FDT/CCR
PACK QTY	5



SINGLE OUTLET BOX

REF	FSB/1	FSB/1-25
DEPTH	35mm	25mm
PACK QTY	20	20



DOUBLE OUTLET BOX

REF	FSB/2	FSB/2-25
DEPTH	35mm	25mm
PACK QTY	10	10



MCB/RCD HOUSING

REF	FDT/RCD
PACK QTY	1



PUSH RIVETS

REF	FPR30
PACK QTY	100




SECURITY RIVETS

REF	FSR65
PACK QTY	100

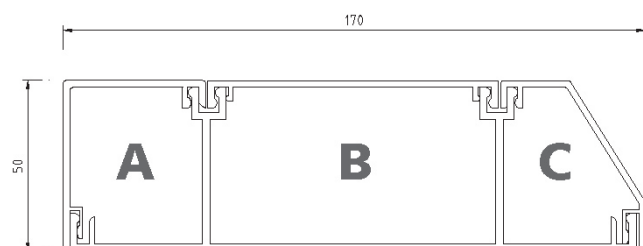
*MCB/RCD Not supplied by Falcon Trunking

For additional information & installation instructions please visit our website at www.falcontrunking.co.uk



Merlin FSKT1 Perimeter System

The solution to segregation and access of power, data and voice circuits at Skirting level height



	Total Area	45% Space Factor Area
Compartment A	1610mm ²	724mm ²
Compartment B (25mm Accessory Box Installed)	1668mm ²	750mm ²
Compartment B (35mm Accessory Box Installed)	1140mm ²	513mm ²
Compartment B (Without Accessory Box)	3680mm ²	1656mm ²
Compartment C	1322mm ²	594mm ²



FSKT1 PROFILE WITH MOUNTED ACCESSORIES
(PACK QTY: 1 X 3 METRE LENGTH - BASE & 3 COVERS)



Also available with contrasting lids to meet the requirements of Part M (DDA) - Please contact sales office for further details



Also available in woodgrain & metallic finishes - Please contact sales office for further details



CLIP IN CABLE RETAINING SHELF

REF	MCRS/1
PACK QTY	1 x 3m Length




INTERNAL ANGLE

REF	FSKT/1A
PACK QTY	1



EXTERNAL ANGLE

REF	FSKT/EA
PACK QTY	1



FLAT ANGLE (Rising) FABRICATED

REF	FSKT/FA
PACK QTY	1



FLAT ANGLE (Dropping) FABRICATED

REF	FSKT/FA/D
PACK QTY	1



FLAT TEE (Rising) FABRICATED

REF	FSKT/FT
PACK QTY	1



FLAT TEE (Dropping) FABRICATED

REF	FSKT/FT/D
PACK QTY	1



EXTERNAL JOINT COVER

REF	FSKT/SC
PACK QTY	5



STOP END - LEFT

REF	FSKT/LSE
PACK QTY	5



STOP END - RIGHT

REF	FSKT/RSE
PACK QTY	5



CABLE RETAINER (Lower Compartment)

REF	FDT/CR
PACK QTY	5



CABLE RETAINER (Centre Compartment)

REF	FDT/CCR
PACK QTY	5



SINGLE OUTLET BOX

REF	FSB/1	FSB/1-25
DEPTH	35mm	25mm
PACK QTY	20	20



DOUBLE OUTLET BOX

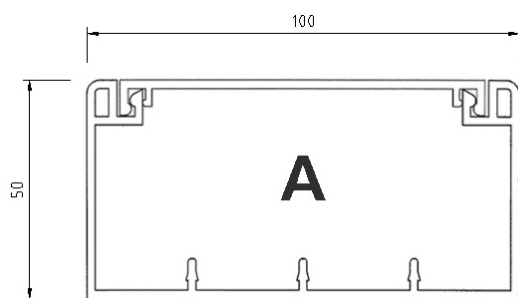
REF	FSB/2	FSB/2-25
DEPTH	35mm	25mm
PACK QTY	10	10

For additional information & installation instructions please visit our website at www.falcontrunking.co.uk



Kestrel MCT100 Perimeter System

The compact solution to perimeter segregation and access of power, data and voice circuits



Total Area **45% Space Factor Area**

Compartment A
Compartment A (25mm Accessory Box Installed)
Compartment A (35mm Accessory Box Installed)

4124mm²
2291mm²
1660mm²

1855mm²
1030mm²
747mm²



**MCT100 PROFILE WITH MOUNTED ACCESSORIES
(PACK QTY: 4 X 3 METRE LENGTHS)**



Also available with contrasting lids to meet the requirements of Part M (DDA) - Please contact sales office for further details



Also available in woodgrain & metallic finishes - Please contact sales office for further details



CLIP IN DIVIDER

REF **MDS100**
PACK QTY **1 x 3m length**



INTERNAL ANGLE

REF **MCT100/IA**
PACK QTY **1**



EXTERNAL ANGLE

REF **MCT100/EA**
PACK QTY **1**



FLAT ANGLE

REF **MCT100/FA**
PACK QTY **1**




FLAT TEE

REF **MCT100/FT**
PACK QTY **1**



EXTERNAL JOINT COVER

REF **MCT100/SC**
PACK QTY **5**




SECURITY COUPLER

REF **MCT100/TPC**
PACK QTY **5**



STOP END

REF **MCT100/SE**
PACK QTY **5**




1 GANG DATA PLATE

REF **DTZ 1**
PACK QTY **5**



SINGLE OUTLET BOX

REF	FSB/1	FSB/1-25
DEPTH	35mm	25mm
PACK QTY	20	20



2 GANG DATA PLATE

REF **DTZ2**
PACK QTY **5**



DOUBLE OUTLET BOX

REF	FSB/2	FSB/2-25
DEPTH	35mm	25mm
PACK QTY	10	10



PUSH RIVETS

REF **FPR30**
PACK QTY **100**



SECURITY RIVETS

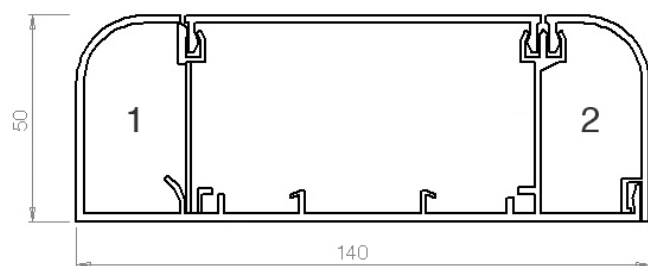
REF **FSR65**
PACK QTY **100**

For additional information & installation instructions please visit our website at www.falcontrunking.co.uk



Peregrine FSX145 Data Trunking


The compact solution to CAT 6 & CAT 6A Installations. Supplied with the required components to facilitate a 2 compartment system (FSX145) the profile can be further sub divided with the addition of a compartment divider (FSX145/MDS) to offer a 3 compartment solution.



	Total Area	45% Space Factor Area
Compartment 1	980mm ²	441mm ²
Compartment 2	980mm ²	441mm ²




FSX145 PROFILE WITH MOUNTED ACCESSORIES
(PACK QTY: 1 X 3 METRE LENGTH - BASE & 2 COVERS)




INTERNAL ANGLE SET

REF **FSX145/IA**
PACK QTY **1**




EXTERNAL ANGLE SET

REF **FSX145/EA**
PACK QTY **1**



FLAT ANGLE (Cover & Cable Guide Backplate)

REF **FSX145/FA**
PACK QTY **1**




FLAT TEE (Cover & Cable Guide Backplate)

REF **FSX145/FT**
PACK QTY **1**




EXTERNAL COUPLER

REF **FSX145/SC**
PACK QTY **5**



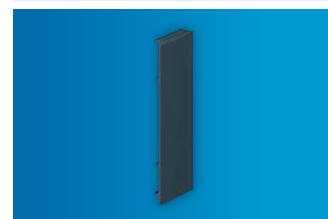
STOP END

REF **FSX145/SE**
PACK QTY **5**



COMPARTMENT DIVIDER

REF **FSX145/MDS**
PACK QTY **1 x 3 Metre**



CONTRASTING SOCKET MODULE

REF **FSX145/CSM**
PACK QTY **20**




SINGLE ACCESSORY OUTLET BOX
(38 -42mm Adjustable)

REF **FSX145/1XB**
PACK QTY **20**



DOUBLE ACCESSORY OUTLET BOX
(38 -42mm Adjustable)

REF **FSX145/2XB**
PACK QTY **10**



PUSH FIT RIVETS

REF **FPR30**
PACK QTY **100**

Options

- Grey Lid to meet the requirements of the DDA Regulations
- Push fit rivets (FPR30) to prevent accidental displacement of direction change accessories, End Caps & Couplers
- PVC Divider (FSX145/MDS) to create an additional compartment.

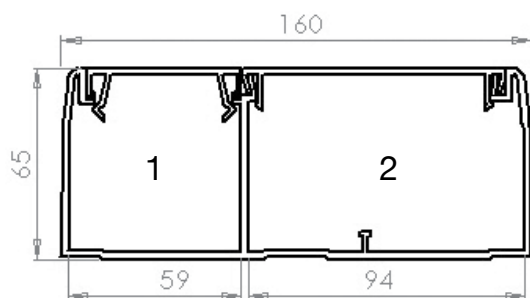
Information

- CAT 6 and CAT 6A Compliant
- 50mm Bend Radius Control
- System allows a maximum socket depth of 42mm
- Adjustable Internal & External Angles allow for 90° plus or minus 5° building tolerances to be accommodated
- Suitable for installation as a DADO level perimeter trunking



Peregrine FSX165 Data Trunking

The Solution to higher capacity data cabling where CAT 6 & CAT 6A installation compliance is required



	Total Area	45% Space Factor Area
Compartment 1	3272mm ²	1472mm ²
Compartment 2	5404mm ²	2431mm ²
Compartment 2 (with accessory Box)	3100mm ²	1395mm ²



FSX165 PROFILE WITH MOUNTED ACCESSORIES
(PACK QTY: 1 X 3 METRE LENGTH - BASE & 2 COVERS)




INTERNAL ANGLE SET

REF **FSX165/IA**
PACK QTY **1**



EXTERNAL ANGLE SET

REF **FSX165/EA**
PACK QTY **1**




FLAT ANGLE (Comp 1 Innermost)

REF **FSX165/FA1**
PACK QTY **1**



FLAT ANGLE (Comp 2 Innermost)

REF **FSX165/FA2**
PACK QTY **1**



FLAT TEE (Branching off Comp 1)

REF **FSX165/FT1**
PACK QTY **1**




FLAT TEE (Branching off Comp 2)

REF **FSX165/FT2**
PACK QTY **1**



EXTERNAL COUPLER

REF **FSX165/SC**
PACK QTY **1**



STOP END
(RH Compartment 2 Top/
LH Compartment 1 Top)

REF **FSX165/SE1**
PACK QTY **1**



STOP END
(LH Compartment 2 Top/
RH Compartment 1 Top)

REF **FSX165/SE2**
PACK QTY **1**



SINGLE ACCESSORY OUTLET BOX

REF **FSX165/1XB**
PACK QTY **20**



DOUBLE ACCESSORY OUTLET BOX


REF **FSX165/2XB**
PACK QTY **10**

Options


Compartment 1 is the smaller compartment, Compartment 2 is the larger compartment, please establish which compartment is to be installed uppermost before ordering stop ends, flat angles and/or flat tees to ensure the correct ones are specified.

Information

- CAT 6 and CAT 6A Compliant
- 50mm Bend Radius Control
- Adjustable Internal & External Angles allow for 90° plus or minus 5° building tolerances to be accommodated
- Suitable for installation as a DADO level perimeter trunking



Mini Trunking & Accessories



MINI TRUNKING
White - Standardised in 3m lengths

DESCRIPTION	PACK QTY	REF
16mm x 09mm	75m	FTS 0W
16mm x 16mm	75m	FTS 1W
25mm x 16mm	75m	FTS 2W
40mm x 16mm	30m	FTS 3W
40mm x 25mm	30m	FTS 4W
50mm x 25mm	30m	FTS 5W
40mm x 40mm	30m	FTS 6W



SELF ADHESIVE MINI TRUNKING
White - Standardised in 3m lengths

DESCRIPTION	PACK QTY	REF
10mm x 8mm	150m	FSA 108W
16mm x 09mm	75m	FSA 0W
16mm x 16mm	75m	FSA 1W
25mm x 16mm	75m	FSA 2W
40mm x 16mm	30m	FSA 3W
40mm x 25mm	30m	FSA 4W
50mm x 25mm	30m	FSA 5W
40mm x 40mm	30m	FSA 6W



TWIN COMPARTMENT MINI TRUNKING
White - Standardised in 3m lengths

DESCRIPTION	PACK QTY	REF
40mm x 16mm	30m	FTC 3W



MINI TRUNKING COLOURS
Standardised in 3m lengths

DESCRIPTION	PACK QTY	REF
16mm x 09mm Brown	75m	FTS 0BR
16mm x 16mm Brown	75m	FTS 1BR
25mm x 16mm Red	75m	FTS 2R
25mm x 16mm Brown	75m	FTS 2BR
25mm x 16mm Black	30m	FTS2/BL
40mm x 16mm Brown	30m	FTS 3BR
40mm x 25mm Brown	30m	FTS 4BR

If self adhesive format is required, please replace the FTS prefix with FSA.



FIRE PERFORMANCE CLIP

DESCRIPTION	PACK QTY	REF
25mm x 16mm	100	FRE 1



MINI TRUNKING FOILED EFFECTS
Available in 2 and 3m lengths

DESCRIPTION	PACK QTY	REF
25 x 16mm Light Oak	10 x 2mtr	FTS2LOK
25 x 16mm Light Oak	5 x 3mtr	FTS2LOK/3
25 x 16mm Mahogany	10 X 2mtr	FTS2MHG
25 x 16mm Mahogany	5 x 3mtr	FTS2MHG/3
25 x 16mm Aluminium	10 x 2mtr	FTS2ALUM
25 x 16mm Aluminium	5 x 3mtr	FTS2ALU/3

If self adhesive format is required, please replace the FTS prefix with FSA.

Options

- Seven dimension options in standard format & eight options in Self Adhesive format - catering for most installation requirements
- Self Adhesive option is suitable for fixing the product to dry, non porous dust free surfaces - to ensure long term performance it is recommended that supplementary fixing with screws and washers is also provided.
- 25 x 16mm profile available ex-stock in Red/Brown/Black/Light Oak/Mahogany & Brushed Aluminium - Further profiles from this range are available in these colours/effects subject to minimum production runs.


Information

- Suitable for installation on both walls & ceilings
- Seamless installation - one piece moulded accessories mask all lid terminations
- Trunking lid must first be trimmed back allowing the direction change accessories to clip directly onto base profile
- For profile dimensions, cross sectional areas and cable capacities please see website - www.falcontrunking.co.uk
- For Installation Instructions please see website - www.falcontrunking.co.uk
- End caps should always be secured into position using adhesive (ADH)



EXTERNAL ANGLE

DESCRIPTION	REF
16mm x 16mm	FEA 1
25mm x 16mm	FEA 2
40mm x 16mm	FEA 3
40mm x 25mm	FEA 4
50mm x 25mm	FEA 5
40mm x 40mm	FEA 6



FLAT TEE

DESCRIPTION	REF
16mm x 16mm	FFT 1
25mm x 16mm	FFT 2
40mm x 16mm	FFT 3
40mm x 25mm	FFT 4
50mm x 25mm	FFT 5
40mm x 40mm	FFT 6



STOP END

DESCRIPTION	REF
16mm x 16mm	FSE 1
25mm x 16mm	FSE 2
40mm x 16mm	FSE 3
40mm x 25mm	FSE 4
50mm x 25mm	FSE 5
40mm x 40mm	FSE 6



EXTERNAL COUPLER

*Internal Coupler

DESCRIPTION	REF
16mm x 16mm	FSC 1
25mm x 16mm	FSC 2
40mm x 16mm	FSC 3
40mm x 25mm	FSC 4
50mm x 25mm*	FSC 5
40mm x 40mm	FSC 6



FLAT ANGLE

DESCRIPTION	REF
16mm x 16mm	FFA 1
25mm x 16mm	FFA 2
40mm x 16mm	FFA 3
40mm x 25mm	FFA 4
50mm x 25mm	FFA 5
40mm x 40mm	FFA 6



INTERNAL ANGLE

DESCRIPTION	REF
16mm x 16mm	FIA 1
25mm x 16mm	FIA 2
40mm x 16mm	FIA 3
40mm x 25mm	FIA 4
50mm x 25mm	FIA 5
40mm x 40mm	FIA 6

ACCESSORY STANDARD PACK QUANTITIES

16mm x 16mm	50
25mm x 16mm	50
40mm x 16mm	25
40mm x 25mm	25
50mm x 25mm	10
40mm x 40mm	10



Accessory Boxes

Universal Entry

- This format of accessory box provides entry facilities for both mini trunking and conduit.
- 1 Gang offers 1 x 20mm k.o. and 1 x Mini Trunking k.o. centrally located on opposite sides.
- 2 Gang offers 3 x 20mm k.o. and 3 x Mini Trunking k.o. with the option of central or offset entry.
- Available in Square and Radius Corner Formats.
- 32mm Deep (External),
- UPVC,
- M3.5 brass inserts at 60.3mm (Single) and 120.6mm (Double) centres, provision for earth terminal.



DESCRIPTION	PACK QTY	REF
1 Gang Radius Corner	20	SB1RC



DESCRIPTION	PACK QTY	REF
1 Gang Square Corner	20	SB1SC




DESCRIPTION	PACK QTY	REF
2 Gang Radius Corner	10	SB2RC



DESCRIPTION	PACK QTY	REF
2 Gang Square Corner	10	SB2SC

Accessory Box Adaptors



DESCRIPTION	PACK QTY	REF
16 x 16mm	50	MTA16
25 x 16mm	50	MTA25




DESCRIPTION	PACK QTY	REF
20mm k.o. to 25 x 16mm	20	XBA/20



DESCRIPTION	PACK QTY	REF
Ceiling Rose Adaptor 1 Piece	10	CRA/2

Ceiling Rose Adaptors


Cavity Wall Boxes




DESCRIPTION	PACK QTY	REF
1 Gang	20	1G/DRY-BLU
2 Gang	10	2G/DRY-BLU



DESCRIPTION	PACK QTY	REF
1 Gang 45mm Deep	4	1G/DRY-45
2 Gang 45mm Deep	4	2G/DRY-45




Cable Trunking & Accessories



MCT CABLE TRUNKING
White - Standardised in 3m Lengths

DESCRIPTION	PACK QTY	REF
50 x 50mm	18m	MCT50
75 x 50mm	18m	FCT32
75 x 75mm	18m	MCT75
100 x 50mm	12m	MCT100
100 x 100mm	12m	MCT400
150 x 150mm	3m	FCT66



INTERNAL ANGLE

DESCRIPTION	PACK QTY	REF
50mm x 50mm*	1	MCT50/IA
75mm x 50mm	1	FIA 32
75mm x 75mm	1	MCT75/IA
100mm x 50mm*	1	MCT100/IA
100mm x 100mm	1	MCT 400/IA
150mm x 150mm	1	FIA 66

* Clip on accessory, see insert photo



MOULDED UNIVERSAL ANGLE


DESCRIPTION	PACK QTY	REF
50mm x 50mm	1	FUA 22

Product Information
A unique accessory that can be used as either a flat, internal or external angle. Contact the sales office for more information about this product



STOP END


DESCRIPTION	PACK QTY	REF
50mm x 50mm	10	MCT50/SE
75mm x 50mm	5	FSE32
75mm x 75mm	5	MCT75/SE
100mm x 50mm	5	MCT100/SE
100mm x 100mm	5	MCT400/SE
150mm x 150mm	1	FSE66



EXTERNAL ANGLE


DESCRIPTION	PACK QTY	REF
50mm x 50mm*	1	MCT50/EA
75mm x 50mm	1	FEA 32
75mm x 75mm	1	MCT75/EA
100mm x 50mm*	1	MCT100/EA
100mm x 100mm	1	MCT400/EA
150mm x 150mm	1	FEA 66

* Clip on accessory, see insert photo



INTERNAL COUPLER

DESCRIPTION	PACK QTY	REF
50mm x 50mm	10	MCT50/SC
75mm x 50mm	10	FSC 32
75mm x 75mm	10	MCT 75/SC
100mm x 100mm	10	MCT 400/SC
150mm x 150mm	1	FSC 66



FLAT TEE


DESCRIPTION	PACK QTY	REF
50mm x 50mm*	1	MCT50/FT
75mm x 50mm	1	FFT 32
75mm x 75mm	1	MCT75/FT
100mm x 50mm*	1	MCT100/FT
100mm x 100mm	1	MCT400/FT
150mm x 150mm	1	FFT 66

* Clip on accessory, see insert photo



EXTERNAL COUPLER

DESCRIPTION	PACK QTY	REF
50mm x 50mm	10	MCT50/EC
75mm x 75mm	10	MCT75/EC
100mm x 50mm	5	MCT100/SC
100mm x 100mm	5	MCT400/EC



FLAT ANGLE

DESCRIPTION	PACK QTY	REF
50mm x 50mm*	1	MCT50/FA
75mm x 50mm	1	FFA 32
75mm x 75mm	1	MCT75/FA
100mm x 50mm*	1	MCT100/FA
100mm x 100mm	1	MCT 400/FA
150mm x 150mm	1	FFA 66

* Clip on accessory, see insert photo



CABLE TRUNKING DIVIDERS

DESCRIPTION	PACK QTY	REF
50mm (Clip In)	1 x 3m length	MDS100
75mm (Clip In)	1 x 3m length	MDS75
100mm	1 x 3m length	MDS400
150mm (Clip In)	1 x 3m length	MDS600

Options

- Six dimension options catering for most installation requirements
- 4 Profiles offer the facility to sub divide the main compartment using clip in dividers (MCT50/75/100 & FCT66)
- MCT400 main compartment can be sub divided using divider profile fixed into the trunking during installation
- A comprehensive range of clip on moulded accessories are available for both the MCT50 & 100 Profiles

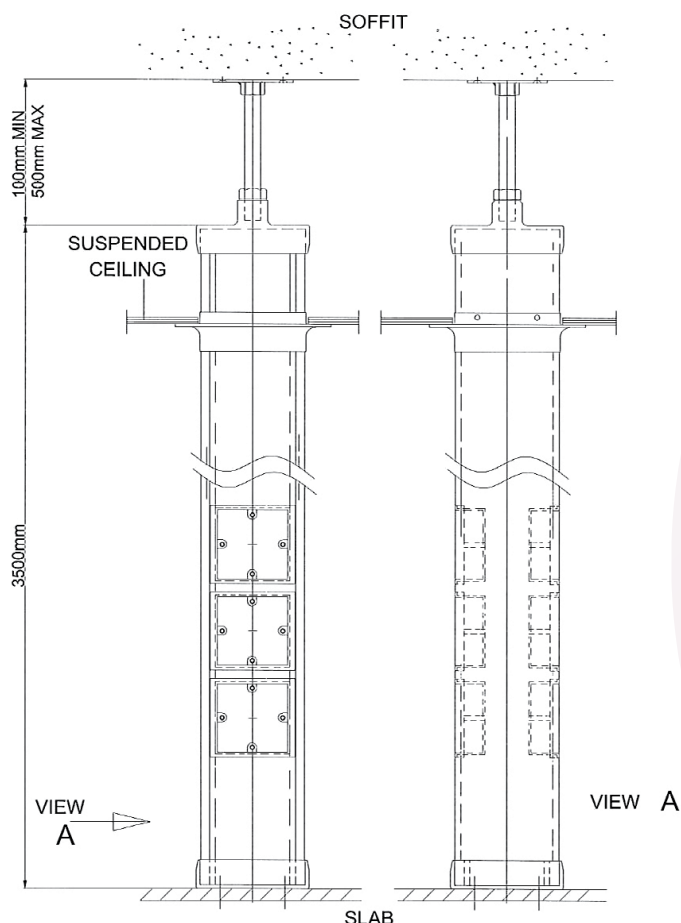
Information

- Suitable for installation on both walls & ceilings
- Seamless installation (MCT 50 & 100) one piece moulded accessories mask all lid terminations
- External Couplers (MCT50/75/100/400) mask lid & base terminations.
- Internal Couplers should be used where profile lengths meet & where fabricated accessories are installed.
- For profile dimensions, cross sectional areas and cable capacities please see website - www.falcontrunking.co.uk
- For Installation Instructions please see website - www.falcontrunking.co.uk
- End caps should always be secured into position using adhesive (ADH)



Power Poles, Oval Conduit & Channelling

POWER POLES



DESCRIPTION	PACK QTY	REF
3.6 Metre double sided Aluminium Power Pole supplied with PVC-u Lids, 6 single accessory outlet boxes & all fixings	1	FPP2/36W

Options

- Additional outlet boxes are available by quoting product reference code FPPB/1
- Please note: The FSB/1 boxes used with the Merlin/Kestel range are NOT suitable for installation in this product

Information

- The solution to the supply & access to services at island workstations
- Suitable for both suspended and solid ceiling applications
- Powepole can be fed from either the ceiling or the floor
- 3600mm - 4000mm Pole Height Range
- The pole design is double sided allowing access of services from both sides
- White Powder Coated Aluminium Body provides both strength & rigidity with colour matched PVC-u Lids
- Supplied Complete with six single accessory outlet boxes, Ceiling Collar and Base Plate to mask floor termination of pole
- Accessories can be mounted at any height
- Pole body can be subdivided

CABLE GRIP (SELF ADHESIVE)

Available in White or Brown - Standardised in 2m lengths



DESCRIPTION	PACK QTY	REF
White	100m	FCG1
Brown	100m	FCG1BR

OVAL CONDUIT

White only - Standardised in 3m lengths



DESCRIPTION	PACK QTY	REF
13mm	150m	FOV 13W
16mm	150m	FOV 16W
20mm	150m	FOV 20W
22mm	150m	FOV 22W
25mm	150m	FOV 25W

OVAL CONDUIT SPRING CLIPS




DESCRIPTION	PACK QTY	REF
13mm	100	OSC-13
16mm	100	OSC-16
20mm	100	OSC-20
25mm	100	OSC-25

CHANNELLING

White only - Standardised in 2m lengths



DESCRIPTION	PACK QTY	REF
12mm	100m	FCN 1W
25mm	100m	FCN 2W
38mm	100m	FCN 3W



Round Conduit & Accessories

ROUND CONDUIT

Option of two gauges - Light (White only) & Heavy (White or Black)



Light Gauge Round Conduit - Standardised in 3 Metre Lengths

DESCRIPTION	PACK QTY	REF
20mm Light Gauge - White	90m (30 x 3 Metre Lengths)	FLG20W/3
25mm Light Gauge - White	90m (30 x 3 Metre Lengths)	FLG25W/3

Heavy Gauge Round Conduit - Standardised in 3 Metre Lengths

DESCRIPTION	PACK QTY	REF
20mm Heavy Gauge - White	90m (30 x 3 Metre Lengths)	FHG20W/3
20mm Heavy Gauge - Black	90m (30 x 3 Metre Lengths)	FHG20/3BL
25mm Heavy Gauge - White	90m (30 x 3 Metre Lengths)	FHG25W/3
25mm Heavy Gauge - Black	90m (30 x 3 Metre Lengths)	FHG25/3BL

Conduit Boxes

Available in white (W) or black (B) please specify requirements at time of ordering.



1 Way Terminal

2 Way Through

2 Way Angle

3 Way Tee

4 Way Intersection

4 Hole Loop



No Spout Plain

U/Box


Y/Box

H/Box

Earth Electrode Box

CONDUIT BOXES			
DESCRIPTION	SIZE	PACK QTY	REF
1 Way Terminal	20mm	20	1S/20
	25mm	10	1S/25
2 Way Through	20mm	20	2S/20
	25mm	10	2S/25
2 Way Angle	20mm	20	A/20
	25mm	10	A/25
3 Way Tee	20mm	20	3S/20
	25mm	10	3S/25
4 Way Intersection	20mm	20	4S/20
	25mm	10	4S/25
4 Hole Loop	20mm	20	4/K0
No Spout Plain	-	20	NSP
U/Box	20mm	20	U/20
Y/Box	20mm	20	Y/20
H/Box	20mm	20	H/20
Earth Electrode Box	20mm	1	EEB 1

CIRCULAR BOX ACCESSORIES			
DESCRIPTION	SIZE	PACK QTY	REF
Circular Box Lid	65mm	100	LID
Oversized Box Lid	85mm	100	O/LID
Rubber Gasket Seal	-	100	RGS



CIRCULAR BOX LID



Conduit Accessories

Available in white (W) or black (B) please specify requirements at time of ordering.

PVC CONDUIT ACCESSORIES			
DESCRIPTION	SIZE	PACK QTY	REF
Male Adaptor	20mm	100	MA-20
	25mm	100	MA-25
Female Adaptor	20mm	100	FA-20
	25mm	100	FA-25
Male Bush	20mm	100	MB-20
	25mm	100	MB-25
Lockring	20mm	100	LR-20
	25mm	100	LR-25
Locknut (Nylon)	20mm	100	LN-20
	25mm	100	LN-25
Coupler	20mm	100	CPL-20
	25mm	100	CPL-25
Spacer Bar Saddle	20mm	100	SBS-20
	25mm	100	SBS-25
Strap Saddle	20mm	100	SS-20
	25mm	100	SS-25
Hinged Spring Clip Saddle	20mm	100	HSC-20
	25mm	100	HSC-25
Spring Clip Saddle	20mm	100	SCS-20
	25mm	100	SCS-25
Inspection Elbow	20mm	20	IE-20
Inspection Bend	20mm	20	IB-20
	25mm	20	IB-25
Inspection Tee	20mm	20	IT-20
	25mm	20	IT-25
Slip Type Bend	20mm	20	STB-20
	25mm	10	STB-25
Reducers	25/20mm	50	R25/20
Oval to Round Adaptor	20mm	100	ORA-20
Adhesive	250ml	1	ADH
Profile Cutter	-	1	FPC1

NYLON COMPRESSION GLANDS			
DESCRIPTION	SIZE	PACK QTY	REF
Cable O/D mm	4 - 7	16mm	CG-248
	4 - 7	20mm	CG-249
	7 - 10.5	16mm	CG-250
	7 - 10.5	20mm	CG-251
	7 - 10.5	20mm IP68	CG-IP68
	8 - 13	20mm	CG-252

BENDING SPRING			
DESCRIPTION	SIZE	PACK QTY	REF
20mm Light (Red Tip)	20mm	1	FLGBS-20
20mm Heavy (Green Tip)	20mm	1	FHGBS-20
25mm Light (Red Tip)	25mm	1	FLGBS-25
25mm Heavy (Green Tip)	25mm	1	FHGBS-25



Male Adaptor

Female Adaptor

Male Bush



Lockring

Locknut (Nylon)

Coupler



Spacer Bar Saddle

Strap Saddle

Hinged Spring Clip Saddle



Spring Clip Saddle

Inspection Elbow

Inspection Bend



Inspection Tee

Slip Type Bend



Reducers

Oval to Round Adaptor



Adhesive

Profile Cutter



Available in white (W), black (B) and red (R) in both IP55 and IP68 ratings. Please suffix reference code accordingly.



Bending Spring

Terms & Conditions

HEALTH & SAFETY AT WORK ACT 1974

- Section 6 of this act imposes on all manufacturers, designers, importers or suppliers of articles for use at work a duty to ensure, so far as is reasonably practicable, that the article is so designed and constructed that it will be safe and without risk to health at times when it is being set, used, cleaned or maintained by a person at work. Part 1 of the Consumer Protection Act 1987 introduces strict liability for defects in products. In considering whether a product is defective, consideration has to be given to any instructions issued with the products. It is therefore essential that the purchasers ensure that any relevant information or advice relating to the use of the product is strictly complied with.
- Having regard to these provisions the following is given as a guide to the information which is readily available to you in order that the obligations of all concerned may be met as fully as is reasonably practicable. This information relates to those products detailed in our Catalogue(s) or associated literature.
- Information on the design, construction and installation of our products may be found in catalogues and product leaflets of this company, or may be obtained by specific request to the company.
- It is important that the products concerned should be installed, commissioned and maintained by, or under the supervision of competent persons in accordance with:
 - BS7671 IEE Regulations for the Electrical Equipment of Buildings
 - Codes of Practice
 - Statutory requirements
 - Any instruction specifically advised by the company

The purchaser must satisfy himself that he has complied with such requirements.

- In accordance with the provisions of the Act you are therefore requested to take such steps as are necessary to ensure that any appropriate information relevant to our products is made available by you to anyone concerned.

TERMS AND CONDITIONS OF BUSINESS

1. DEFINITIONS

In this document the following words shall have the following meanings.

"Agreement" means the agreement between the Customer and the Company for the supply of Goods and Services pursuant to these Terms and Conditions.

"Company" means Falcon Trunking Systems Ltd (Company No 2645669) whose registered office is situated at Butterworth Street, Littleborough, Rochdale, Lancashire OL15 8JS

"Customer" means any person who purchases Goods from the Company.

"Delivery Date" means the date specified by the Company when the Goods are to be delivered and shall be detailed in the Order Form.

"Goods" means the Goods manufactured/supplied by the company specified in the Order Form to be supplied to the Customer.

"Order Confirmation" means the order confirmation as detailed in paragraph 3 below.

"Order Form" means the quotation or other similar document describing the Goods to be provided by the Company.

"Price" means the price of the Goods excluding carriage, packing, insurance and VAT.

"Terms and Conditions" means the terms and conditions of supply set out in this document and any special terms and conditions agreed in writing by the company.

2. APPLICATION OF CONDITIONS

Unless modified by special arrangements in writing by the Company, these Terms and Conditions shall be the only and entire basis of agreement between the Company and the Customer and shall have precedence over any terms and conditions proposed or stipulated by the Customer or any prior verbal representations. These Terms and Conditions shall be deemed to be accepted by the Customer who places an order (as detailed below).

3. ORDERS

The Company shall reserve the right to refuse to accept any order for the supply of Goods without any necessity to state or offer a reason for doing so.

The Agreement between the Company and the Customer shall not exist until the Customer confirms acceptance of the Order and these terms and conditions in writing by letter, fax or e-mail.

The Order Form signed by the Customer shall constitute an acceptance by the Customer to purchase the Goods and of these Terms and Conditions which may be supplied by the Company

Orders may be placed by letter, fax or e-mail. Any order will be confirmed by the Company in writing and shall not be deemed accepted by the Company otherwise ("Order Confirmation").

4. PRICE

Prices stated are those current at the date of the Order Confirmation. The Company reserves the right to increase prices on non-delivered orders to reflect any increases in cost which are notified to the Company after such date and which take effect prior to the Delivery Date. Value Added Tax will be charged in accordance with United Kingdom legislation in force at the tax point date. The Customer shall pay the price for the Goods as stated on the Order Form (unless amended by the Company) and not as stated in any quotation, document or given orally.

5. PAYMENT

Unless otherwise agreed in writing all invoices are due for payment by the end of the month following the date of invoice.

If any accounts remain unpaid by that date, the Company shall be entitled to:

- Withhold all further supplies and or cancel any future Agreement with the Customer
- Charge interest on all due monies at the rate of 3% above NatWest base rate per annum until payment (including any costs incurred) accruing daily.
- Require the Customer make a payment in advance of any delivery not yet made.

6. DELIVERY TERMS

The Company shall deliver the Goods to the address of the Customer as detailed on the Order Form unless the Customer elects to collect the Goods from the Company.

The Delivery Date or any other date given under the Agreement is not more than an estimate and shall not be of the essence.

7. LOSS OR DAMAGE IN TRANSIT

The Company shall not be liable for any loss or damage whatever due to failure by the Company to deliver the Goods (or any of them) promptly or at all.

Notwithstanding that the Company may have delayed or failed to deliver the Goods (or any of them) promptly, the Customer shall be bound to accept delivery and to pay for the Goods in full providing that the delivery shall be tendered at any time within 3 months of the Delivery Date.

The Customer must notify the Company of any losses or damages to the Goods within 3 days of receipt of the Goods and shall be held for inspection to enable their claim to be made on the carrier. The Customer shall immediately notify the Company if the Goods are not received within 10 days of the date of invoice.

The customer shall notify the Company of any non delivery of a whole consignment of complete Goods within 14 days of the date of dispatch as stated on the Order Form. Notwithstanding the receipt by the Company of any such notice a clear signature on the carriers delivery advice sheet shall be deemed to signify receipt of the quantity of cartons indicated on the advice sheet.

8. CARRIAGE

Delivery of the Goods shall be made by the Customer collecting the Goods at the Company's premises at any time after the Company has notified the Customer that the Goods are ready for collection or if some other place of delivery is agreed by the Company delivering the Goods to that place.

Where Goods are to be delivered in installments each delivery shall constitute a separate Agreement and failure by the Company to deliver any one or more of the installments in accordance with these Terms and Conditions or any claim by the Customer in respect of any one or more installments shall not entitle the Customer to treat the Agreement as a whole as repudiated.

If the Customer fails to take delivery of the Goods or fails to give the Company adequate delivery instructions at the time stated for delivery (otherwise than by reason of any cause beyond the Customers reasonable controls or by reason of the Company's fault) and without prejudice to any other right or remedy available to the Company the Company may:

- Store the Goods until actual delivery and change the Customer for the reasonable costs (including insurance) of storage; or
- Sell the Goods at the best price readily obtainable and (after deducting all reasonable storage and selling expenses) account to the Customer for the excess over the price under the Agreement or charge the Customer for any shortfall below the price under the Agreement.

9. TITLE AND RISK

- The Goods shall be at the Customer's risk as from delivery
- In spite of delivery having been made property in the Goods shall not pass from the Seller until:
 - the Customer shall have paid the Price plus VAT in full, and
 - no other sums whatever shall be due from the Customer to the Company.
- Until property in the Goods passes to the Customer in accordance with clause 9.2 the Customer shall hold the Goods and each of them on a fiduciary basis as bailee for the Company. The Customer shall store the Goods (at no cost to the Company) separately from all other goods in its possession and marked in such a way that they are clearly identified as the Company's property.
- Notwithstanding that the Goods (or any of them) remain the property of the Company the Customer may sell or use the Goods in the ordinary course of the Customer's business at full market value for the account of the Company. Any such sale or dealing shall be a sale or use of the Company's property by the Customer's own behalf and the Customer shall deal as principle when making such sales or dealings. Until property in the Goods passes from the Company the entire proceeds of sale or otherwise of the Goods shall be held in trust for the Company and shall not be mixed with other money or paid into any overdrawn bank account and shall be at all material times identified as the Company's money.
- The Company shall be entitled to recover the Price (plus VAT) notwithstanding that property in any of the Goods has not passed from the Company.
- Until such time as property in the Goods passes from the Company the Customer shall upon request deliver up such of the Goods as have not ceased to be in existence or resold to the Company. If the Customer fails to do so the Company may enter upon any premises owned occupied or controlled by the Customer where the Goods are situated and repossess the Goods. On the making of such request the rights of the Customer under clause 9.6 shall cease.
- The Customer shall not pledge or in any way charge by way of security for an indebtedness any of the Goods which are the property of the Company. Without prejudice to the other rights of the Company, if the Company does so without prejudice to the other rights of the Company, if the Customer does so all sums whatever owing by the Customer shall forthwith become due and owing.
- The Customer shall insure and keep insured the Goods to the full Price against 'all risks' to the reasonable satisfaction of the Company until the date that property in the Goods passes from the Company and shall whenever requested by the Company produce a copy of the policy of insurance. Without prejudice to the other rights of the Company, if the Company fails to do so all sums whatever owing by the Customer to the Company shall forthwith become due and payable.

10. Defects in Goods

- The Company will, at its option, either make and repair or the supply of a replacement, defects which, under proper use, appear in the Goods within a period of one month after the Goods have been delivered, providing that:
 - the Customer notifies the Company in writing of the claimed defects and
 - the Company at its sole discretion is satisfied that the defects arise solely from faulty design (other than design made, furnished or specified by the Customer for which the Company has disclaimed responsibility in writing), materials or workman ship; and
 - the Goods claimed to be defective are returned to the Company at the expense of the Customer.
- The repaired or replacement Goods will be delivered to the Customer to the original place of delivery, but otherwise subject to the provisions of this Agreement.
- As an alternative to Clause 11.1, the Company shall be, in its absolute discretion, entitled to return the Price to the Customer if the Customer has already paid the Price when the claimed defect is notified by the Customer to the Company.
- The remedy provided in this Clause is without prejudice to the other provisions of this Agreement, including, without limitation, Clause 11 below.
- Unless otherwise agreed a handling charge of 20% of the total invoice value will be levied for goods returned to the Company.

11. Liability

The Company shall have no liability to the Customer, the user or any third party for the consequential or incidental damages of any kind whatsoever (other than that for death or personal injury caused by negligence of the Company) arising out of a breach of these Terms and Conditions by the Company.

In the event of any breach of this Agreement by the Company the remedies of the Customer shall be limited to damages. Under no circumstances shall the liability of the Company exceed the Price of the Goods as detailed in the Order Form.

- The Company shall not incur or accept any liability concerning any representation made by the Company (or made on the Company's behalf) to the Customer (or any person acting on behalf of the Customer) prior to the making of this Agreement where such representation was made or given in relation to this Agreement;
- The Company shall not accept any liability to the Customer concerning any express terms or provision of this Agreement where such a term relates to the Conditions;
- All terms, conditions or warranties implied by statutory or common law relating to the Conditions are excluded from the Agreement to the fullest extent permitted by law;
- The 'Conditions' shall mean
 - The correspondence of the goods with any description; and/or
 - The quality of the goods; and/or
 - The fitness of the goods for any purpose(s) whatsoever (whether made known to the Company or not).

12. CANCELLATION

The Company may cancel this Agreement at any time before the Goods are delivered by giving written notice. On giving such notice the Company shall promptly repay to the Customer any sums paid in respect of the Price. The Company shall not be liable for any loss or damage or whatever arising from such cancellation.

In the case of goods having been delivered but not yet paid for, the account shall become immediately due for payment, irrelevant of any previous agreement between the Company and the Customer.

13. NON-ASSIGNMENT BY THE CUSTOMER

The Customer shall not be entitled to assign transfer or sub-licence all or any part of this agreement or of its rights and obligations hereunder but the Company may do so upon written notice to the Customer.

14. WARRANTY BY THE CUSTOMER

The Customer hereby warrants to the Company that it is an ultimate end-user or is an authorized dealer for the Goods and agrees to comply with all applicable laws and regulations. In the event of any breach of this warranty the Company shall be entitled to terminate this Agreement forthwith by notice in writing and the Customer shall indemnify the Company against any loss, damage or expense resulting from a breach of this condition.

TRADE LITERATURE

The Customer acknowledges and agrees that any description which is given or applied to the Goods:

- is only for the purpose of identifying the Goods; and
- shall not make the Agreement between the Company and the Customer a sale by description; and
- is not relied on by the Customer when entering into an Agreement with the Company.

15. WAIVER

The rights and remedies of the Company under agreement shall not be diminished, waived or extinguished by the granting of any indulgence, forbearance or extension of time by the Company to the Customer nor by any failure of or delay by the Company in asserting or exercising any such right or remedies.

16. FORCE MAJEURE

If the Company is hindered or prevented (whether temporarily or permanently) from procuring supplies to enable it to supply Goods or Services or if such supply is prevented or hindered by reason, without limitation, of Act of God, war, Act of Parliament, or orders, regulations or bye laws made under statutory authority, labour disputes including the Company labour force, interruption of power supply, failure of sources of supply, interference by a third party, civil commotion, fire, flood or other natural disaster, or any cause of whatever kind and whenever occurring being a cause beyond the Company's control, (circumstances or Force Majeure), the Company may cancel performance of the contract for as long as and to the extent that the prevention or hindrance may last and such cancellation shall not give rise to any claims by the Customer, and the Customer shall remain liable to pay for the Goods delivered prior to the date of such cancellation.

17. SEVERANCE AND SAVING OF RIGHTS

Should any provision of the Terms and Conditions prove to be illegal or unenforceable, such provision shall be deemed severable to the extent of such illegality or unenforceable and the remaining provisions thereof shall continue in force and effect.

18. THIRD PARTY RIGHTS

For the purposes of the Contracts (Rights of Third Parties) Act 1999 this Agreement is not intended to, and does not, give any person who is not a party to it any right to enforce any of its provisions.

19. LAW AND JURISDICTION

These conditions and each and every contract shall be subject to and interpreted in accordance with English law and all parties agree to accept the exclusive jurisdiction of the English Courts. Such submissions shall not limit nor be construed as limiting the Company's rights to take proceedings against the Customer in connection with this contract in any court of competent jurisdiction nor shall the taking of proceedings in any one or more courts preclude the taking of proceedings in any other jurisdiction.

20. NOTICES

- Any notice under or in connection with this Agreement shall be in writing and shall be served by first class post or by hand on the part or sent by recorded delivery or e-mail at or to the address of the party as notified to each other from time to time.
- In the absence of evidence of earlier receipt any notice shall be deemed to be duly served:
 - if delivered personally when left at the last known business address;
 - if sent by recorded delivery 3 days after posting; and
 - if sent by e-mail, when received.

	Merlin Three Compartment Perimeter Systems
	Kestrel Compact Perimeter Systems
	Peregrine Data Systems (Category 6 & 6A Compliant)
	Mini Trunking
	Surface Mounted Accessory Boxes
	Cable Trunking
	Power Poles
	Channelling & Oval Conduit
	Round Conduit
	Round Conduit Boxes & Accessories

Proud to be able to say



'Made in Britain'



Download this
brochure



Visit our website
www.falcontrunking.co.uk

Falcon Trunking Systems Limited

"Our company policy remains one of complete commitment to customer satisfaction. Our aim is to try and achieve this goal through friendly and efficient attention to customer requirements allied to a quality product range.

Your comments and suggestions as to how we can improve would be welcome

Falcon Trunking Systems Ltd

Butterworth Street
Rochdale
Lancashire
OL15 8JS

T 01706 372929
F 01706 371550
E sales@falcontrunking.co.uk
W www.falcontrunking.co.uk

